

**Welcome to this week's digital newsletter.**

**This week we are sharing some of the learning which has been taking place during September. Please keep scrolling to see what we've been up to. Get your child to talk to you and explain their learning.**

**This year, each class is named after a mountain or mountain range. The journey of learning is a bit like climbing a mountain. We are on our way up to the summit!**

Nursery	Reception	Year 1	Year 2	Year 3	Year 3/4	Year 4	Year 5	Year 6
Andes	Ben Nevis	Everest	Himalayas	K2	Mont Blanc	Pyrenees	Rockies	Snowdon

### **Ventilation in school**

As part of the Covid-19 regulations being followed in school, classroom windows and doors remain open to allow ventilation. As the colder months approach we are mindful of pupils and staff feeling cold. Whilst not ideal, keeping windows and doors open is crucial to maintain the welfare and safety of pupils and staff. Please ensure your child is appropriately dressed in school uniform (jumpers, cardigans, tights as necessary).

### **School Meal Menu for next week**

Monday	Tuesday	Wednesday	Thursday	Friday
Cheese & tomato pizza Diced potatoes Seasonal vegetables Shortbread & orange slices	Roast pork with apple sauce and gravy Seasonal potatoes & vegetables Oat cookie	Breaded chicken wrap with BBQ sauce Rice or pasta and salad Fruity jelly	Beef meatballs and tomato sauce Pasta Seasonal vegetables Fresh fruit and bitesize chocolate cracknel	Fish finger sandwich Chips Seasonal vegetables Carrot cake muffin
Organic Yoghurt & Fresh Fruit Served Daily Homemade Bread Served Minimum Twice a Week				

## Attendance

Thank you for getting your children to school and on time. Pupil attendance is expected to be at least 96% across the year.

Whole school attendance this week was 93.1%

Well done to Reception for having the best attendance yet again!

Class	Attendance %
Nursery (am)	94.8%
Nursery (pm)	89.5%
Reception	98.7%
Year 1	93.1%
Year 2	94.9%
Year 3	93.4%
Year 3/4	87.7%
Year 4	92.5%
Year 5	91.4%
Year 6	92.7%

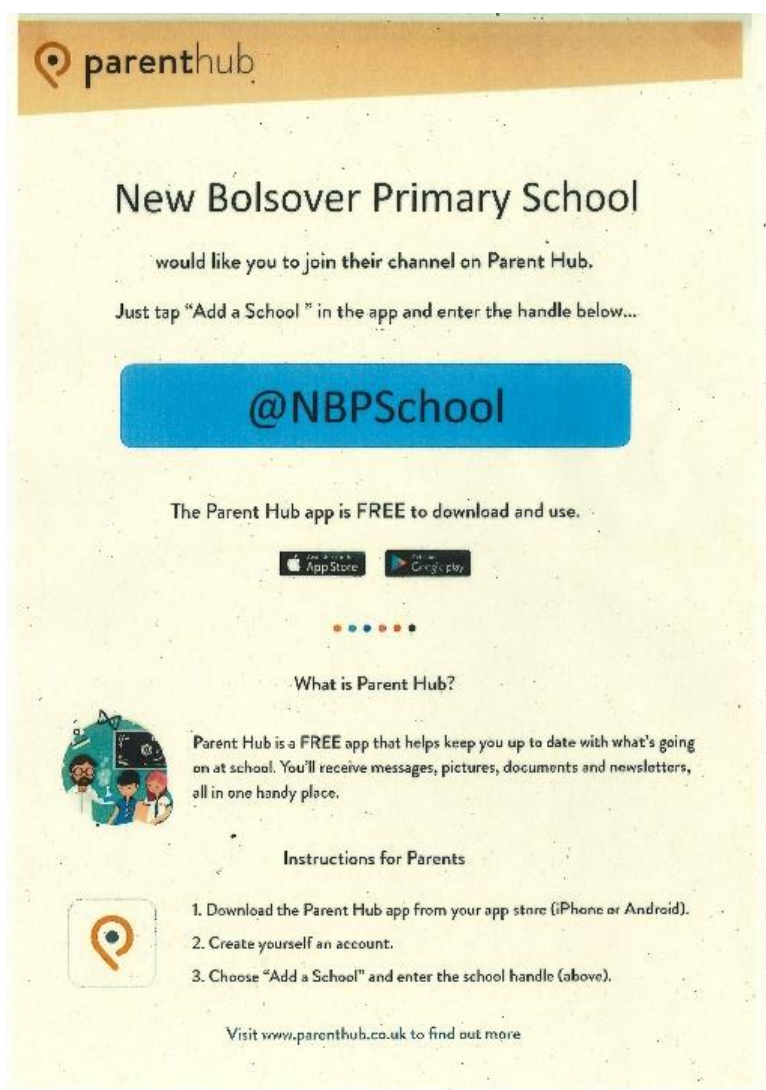
**Achievement of pupils at expected level**

**Pupils at risk of under-achieving**

**Pupils underachieving**

## Parenthub

Please make sure you have the Parenthub app on your phone. It is used to share class information and whole school messages.



The poster is for the Parent Hub app, specifically for New Bolsover Primary School. It features the Parent Hub logo at the top, followed by the school's name. The text encourages parents to join the channel on Parent Hub by tapping "Add a School" in the app and entering the handle @NBPSchool. It states that the app is free to download and use, with icons for the App Store and Google Play. A section titled "What is Parent Hub?" explains that it's a free app for keeping up-to-date with school news, messages, pictures, documents, and newsletters. A final section titled "Instructions for Parents" lists three steps: 1. Download the app from the app store (iPhone or Android). 2. Create yourself an account. 3. Choose "Add a School" and enter the school handle (above). The poster concludes with the website www.parenthub.co.uk for more information.

**parenthub**



**New Bolsover Primary School**

would like you to join their channel on Parent Hub.

Just tap "Add a School" in the app and enter the handle below...

**@NBPSchool**

The Parent Hub app is FREE to download and use.

**What is Parent Hub?**

Parent Hub is a FREE app that helps keep you up to date with what's going on at school. You'll receive messages, pictures, documents and newsletters, all in one handy place.

**Instructions for Parents**

1. Download the Parent Hub app from your app store (iPhone or Android).
2. Create yourself an account.
3. Choose "Add a School" and enter the school handle (above).


Visit [www.parenthub.co.uk](http://www.parenthub.co.uk) to find out more



Miss Wragg's class (Ben Nevis), they have been getting creative with painting through practising colour mixing and brush control.

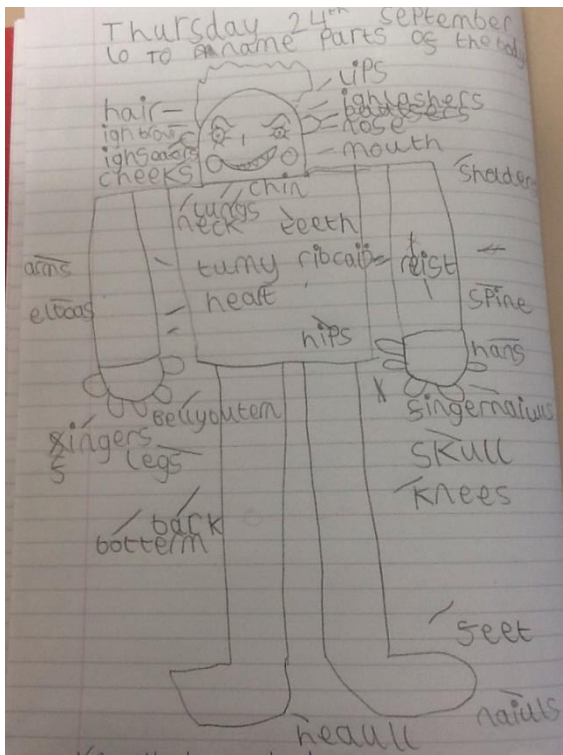


In Miss Wigmore's class (Everest) they have been representing numbers in lots of different ways in maths and writing tricky words in flour in phonics.






In Mr Langbein's class (Himalayas) they have been learning about body parts and using bodies to create dance sequences in PE.



Mr Langbein's class have also been exploring emotions, and deciphering secret messages during Roald Dahl day.



Mrs Holland's class (K2), have been using their place value knowledge to order numbers in active ways, using apparatus to show this.



In Science, Mrs Holland's class have also been exploring prisms and light.

K2 have also been working extremely well this week in English. They have been up-levelling a story by adding expanded noun phrases, similes and generally making it a more interesting read. They have really enjoyed improving a real author's work. They have also enjoyed creating dance movements to re-tell the story through the eyes of the goblin.


Mrs Worth's class (Mont Blanc), put their reading detective skills to good use during their Goblin Hunt within the school grounds.







Mrs Worth's Mont Blanc Mountain building workshop



Mrs Worth's cave art


and fitness in PE






Well it's been another busy week in Mr McDonnell's class (Pyrenees) They have written some fantastic stories based on 'Nobody likes a goblin', started looking at negative numbers in maths and even built some Stone Age mud huts outside. They need to get some well-earned rest over the weekend; with another busy but exciting week ahead next week...

Active maths pictures – Children were given a question which involved a negative number; they then had to physically run to the number line and act out the question to get the answer.





## Road Dahl Day chocolate inventors in Miss Grafton's class (Rockies)



## Miss Grafton's collage landscapes of the Rockies in Canada





Mrs Kerry's class  
(Snowdon) have been  
representing the solar  
system with fruit & veg!



Snowdon have also been working with Mrs Vaughan who is delivering the DARE programme to the class.

